

Modular Cooking Range Line EVO900 Full Module Gas Hob Cooking Top

ITEM # _____

MODEL # _____

NAME # _____

SIS # _____

AIA # _____



392023 (Z9HOGH1000)

Gas hob with mild steel top,
full module

Short Form Specification

Item No. _____

High efficiency 16 kW burners in stainless steel with self-stabilizing flame. Large cooking surface with temperature gradient across cooking zone. Large flat cooking surface made in mild steel, permits the use of a number of various sized pots and pans, all easily moved across the surface without lifting. Exterior panels in stainless steel. Worktop in 20/10, stainless steel. Right angled side edges eliminate gaps and possible dirt traps between units.

Main Features

- Gas heated, 16 kW burners, hob.
- Hob top made of mild steel, smooth and easy to clean.
- Temperature uniformity across cooking surface.
- Each burner to have 2 branches with 4 flame lines.
- Piezo ignition.
- Setting different temperature zones provides a temperature gradient over the plate for different cooking needs.
- Various sizes of pans can be used at the same time due to large surface area with no intermediate sectors.
- Pans can easily be moved from one area to another without lifting.
- All major compartments located in front of unit for ease of maintenance.
- The special design of the control knob system guarantees against water infiltration.
- Suitable for countertop installation.

Construction

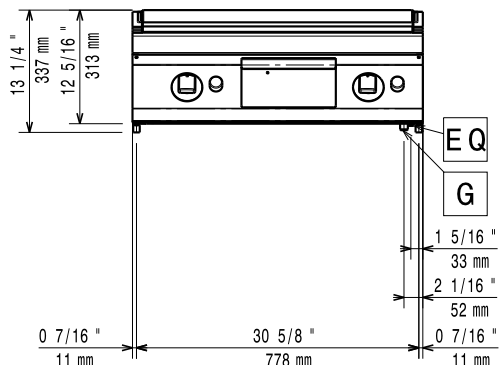
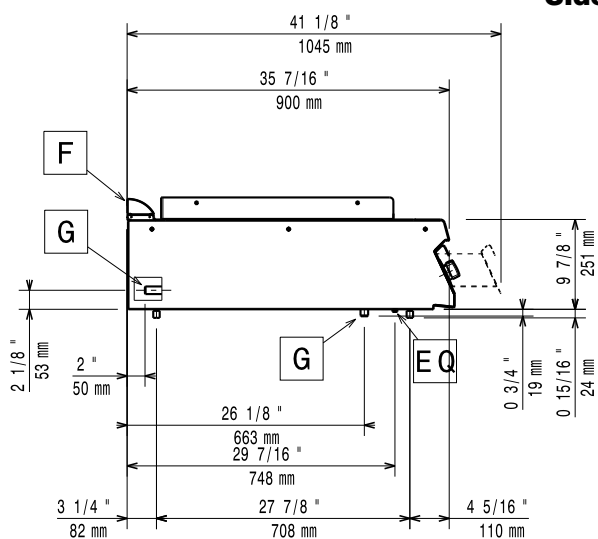
- All exterior panels in Stainless Steel with Scotch Brite finishing.
- Model has right-angled side edges to allow flush fitting joints between units, eliminating gaps and possible dirt traps.
- IPX5 water resistance certification.
- Unit is 900mm deep to give a larger working surface area.

APPROVAL: _____

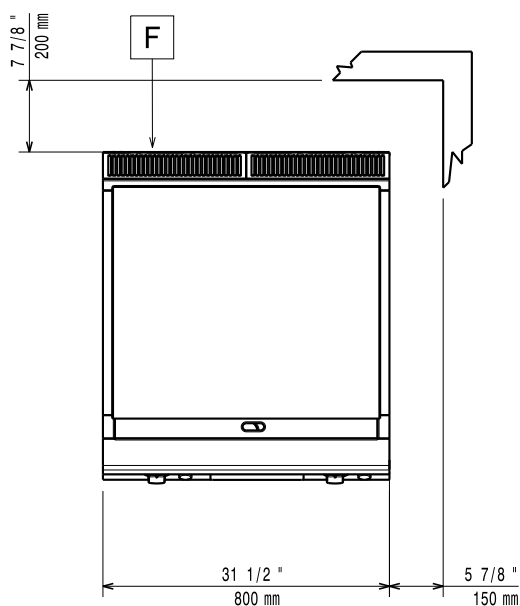
Optional Accessories

• Junction sealing kit	PNC 206086	<input type="checkbox"/>
• Draught diverter, 150 mm diameter	PNC 206132	<input type="checkbox"/>
• Matching ring for flue condenser, 150 mm diameter	PNC 206133	<input type="checkbox"/>
• Support for bridge type installation, 800 mm	PNC 206137	<input type="checkbox"/>
• Support for bridge type installation, 1000 mm	PNC 206138	<input type="checkbox"/>
• Support for bridge type installation, 1200 mm	PNC 206139	<input type="checkbox"/>
• Support for bridge type installation, 1400 mm	PNC 206140	<input type="checkbox"/>
• Support for bridge type installation, 1600 mm	PNC 206141	<input type="checkbox"/>
• Side handrail for right/left hand	PNC 206165	<input type="checkbox"/>
• Frontal handrail 800 mm	PNC 206167	<input type="checkbox"/>
• Large handrail (portioning shelf) 800 mm	PNC 206186	<input type="checkbox"/>
• Frontal handrail 1200 mm	PNC 206191	<input type="checkbox"/>
• Frontal handrail 1600 mm	PNC 206192	<input type="checkbox"/>
• Flue condenser for 1 module, 150 mm diameter	PNC 206246	<input type="checkbox"/>
• Water column with swivel arm (water column extension not included)	PNC 206289	<input type="checkbox"/>
• Water column extension	PNC 206290	<input type="checkbox"/>
• Chimney upstand, 800 mm	PNC 206304	<input type="checkbox"/>
• 2 side covering panels, height 250 mm, depth 900 mm	PNC 206321	<input type="checkbox"/>
• Chimney grid net, 400mm	PNC 206400	<input type="checkbox"/>
• Pressure regulator for gas units	PNC 927225	<input type="checkbox"/>

Modular Cooking Range Line EVO900 Full Module Gas Hob Cooking Top

Front

Side


EQ = Equipotential screw
G = Gas connection

Top


Gas

Gas Power:	16 kW
Standard gas delivery:	Natural Gas G20 (20mbar)
Gas Type Option:	LPG; Natural Gas
Gas Inlet:	1/2"

Key Information:

Cooking Surface Depth:	
Cooking Surface Width:	
Working Temperature MIN:	
Working Temperature MAX:	
Net weight:	105 kg
Shipping weight:	105 kg
Shipping height:	540 mm
Shipping width:	1020 mm
Shipping depth:	860 mm
Shipping volume:	0.47 m ³
Certification group:	N9RG

If appliance is set up or next to or against temperature sensitive furniture or similar, a safety gap of approximately 150 mm should be maintained or some form of heat insulation fitted.